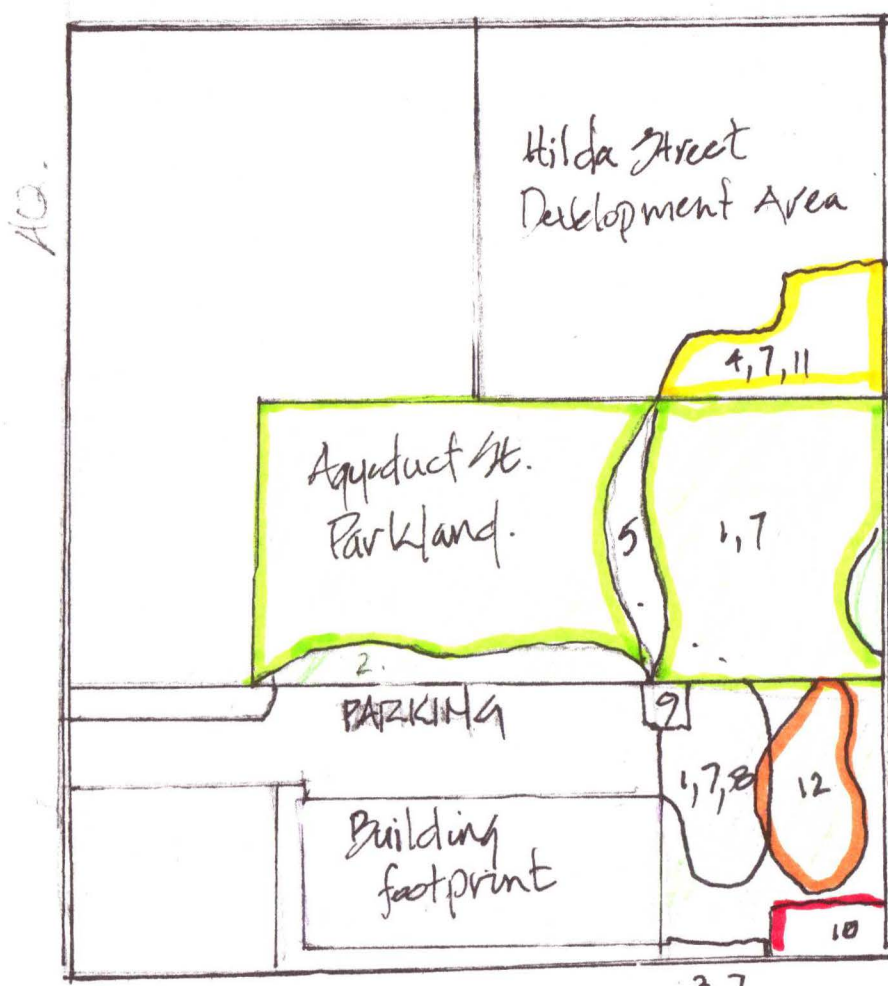
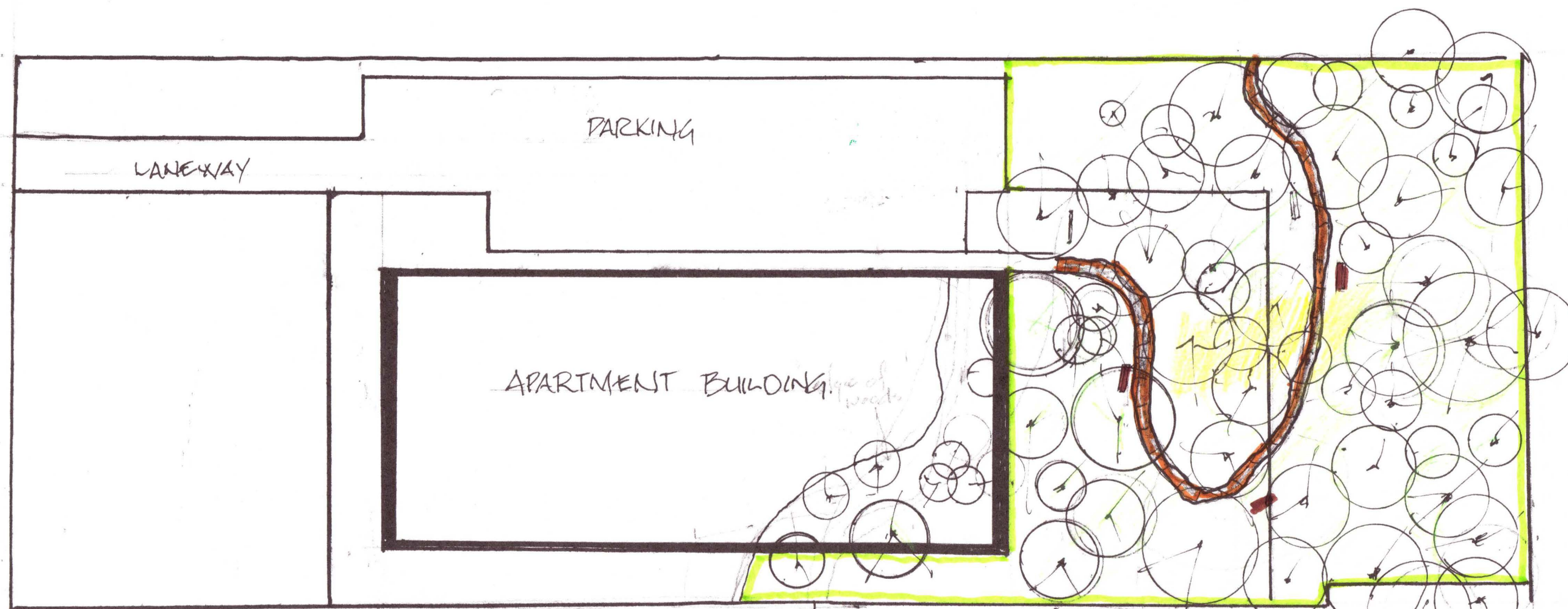


WOODLAND FOREST PLAN.

APPROX. SCALE 1" = 6m/20'

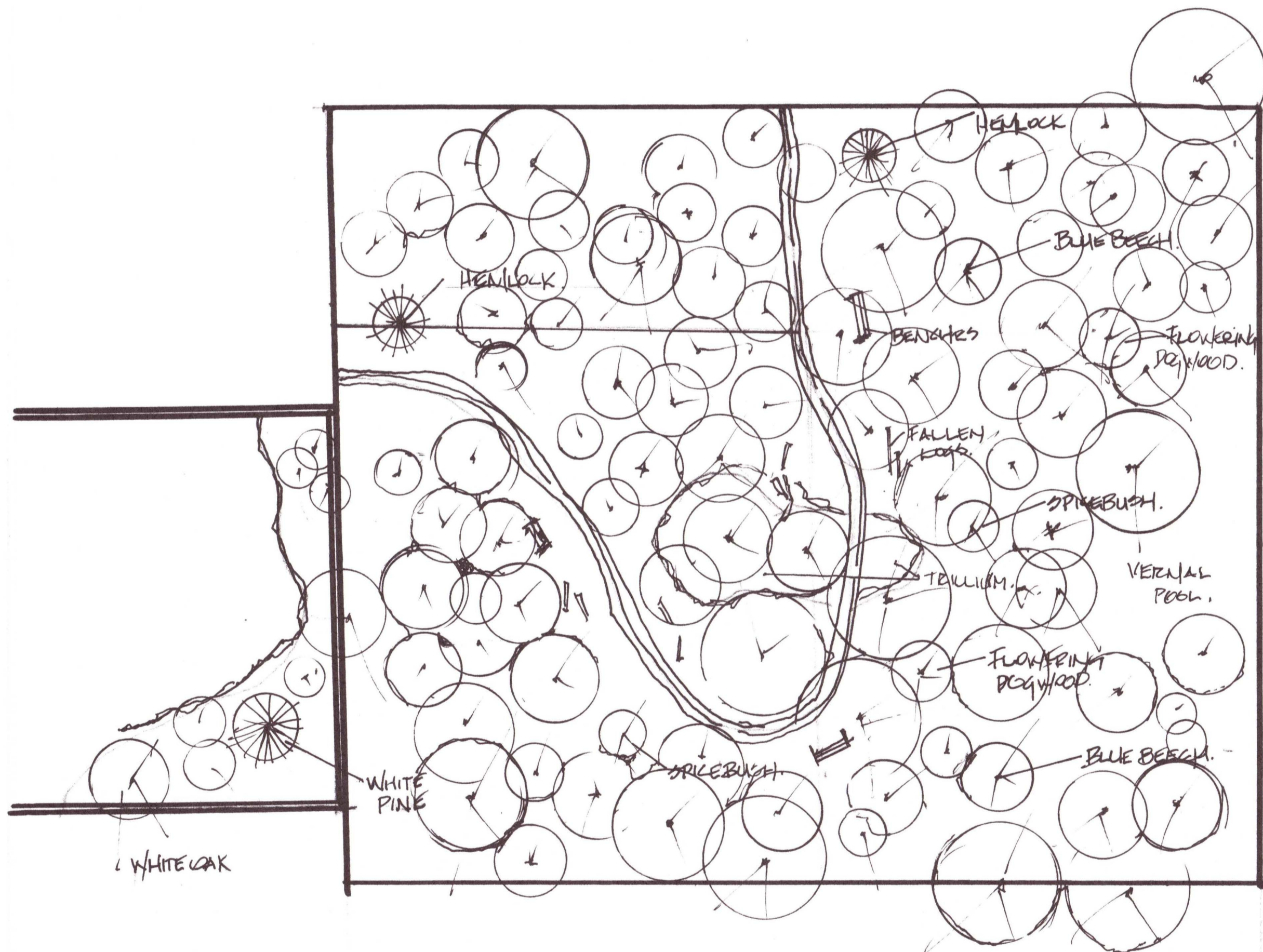


1. WOODLAND.
2. RE-Forest
3. RE-PLANT FOREST EDGE
4. RE-PLANT FOREST INTERIOR
5. FOREST EDGE EXPANSION
6. LANDSCAPE
7. FOREST FLOOR ENHANCEMENT
8. TRAIL, SIGNAGE, BENCHES.
9. NO DIGGING RESTRICTION AREA
10. VERNAL POOL CONSTRAINT AREA
11. NO MOWING AREA
12. VERNAL POOL.



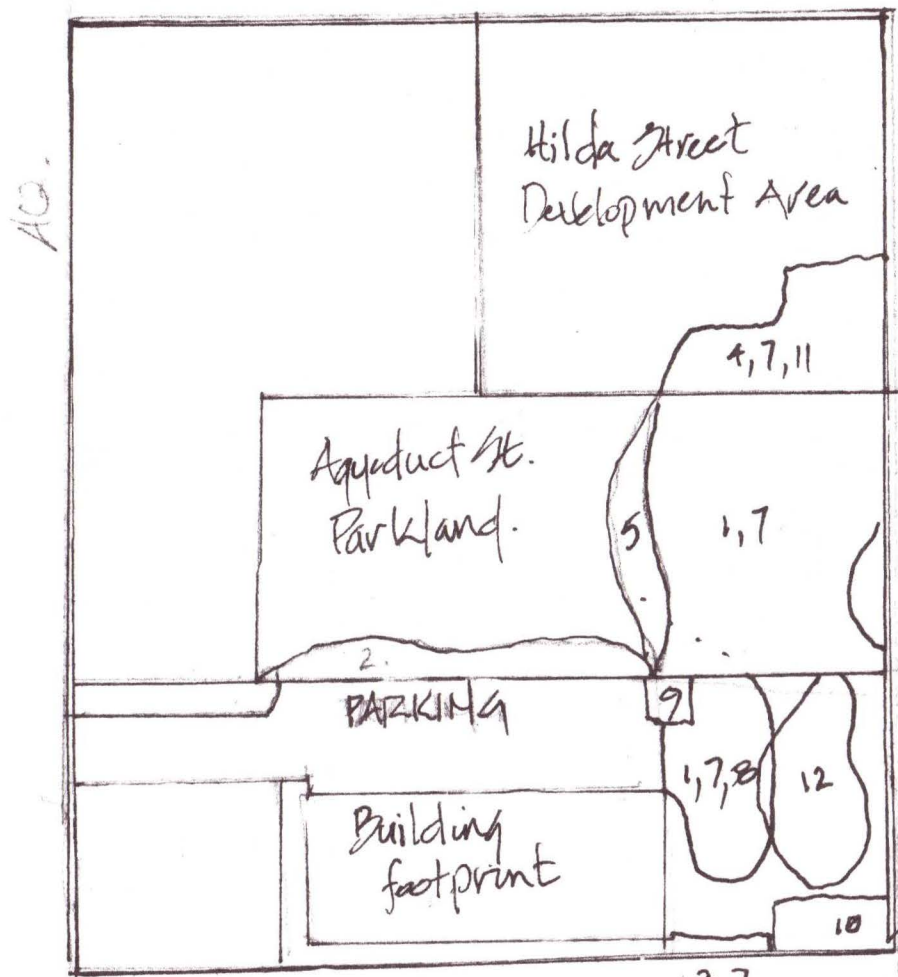
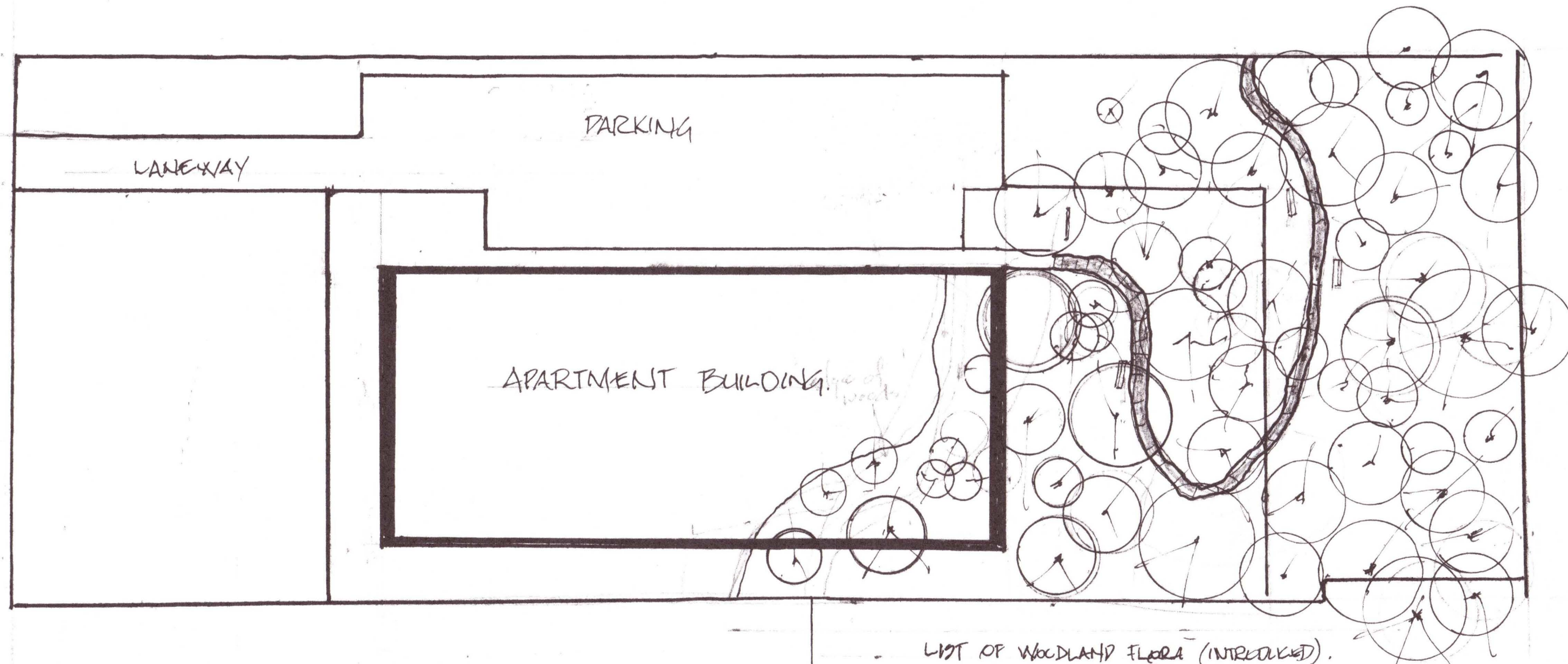
LIST OF WOODLAND FLORA (INTRODUCED).

- SPICEBUSH - *Lindera Benzoin*
 - FLOWERBARK OGEWOOD - *Cornus florida*
 - EASTERN HEMLOCK - *Taxus Canadensis*
 - BLUE BEECH - *Carpinus caroliniana*
 - MAY APPLE - *Podophyllum sp.*
 - MEADOW RUE - *Thalictrum aquilegifolium*
 - MAIDENHAIR FERN - *Adiantum pedatum*
 - BLUE COHOSH - *Caulophyllum thalictroides*
 - TRILLIUM - *Trillium sp.*
 - KENTUCKY COFFEE TREE - *Gymnocladus dioica* (forest edge) sun.
 - PTELEA TRIFOLIATA - COMMON HOP TREES (full sun)
 - COLUMBINE - *AQUILEGIA, sp.*
- OTHER TREES: WHITE OAK, PIN OAK, SWAMP WHITE OAK.
- FOREST FLOWER ENHANCEMENT, WILDFLOWER SHOULD BE PLANTED IN GROUNDS - MORE THAN (5)
- OTHER TREES OF NOTE SHAG BARK HICKORY.



WOODLAND FOREST PLAN.

APPROX. SCALE 1" = 6m/20'

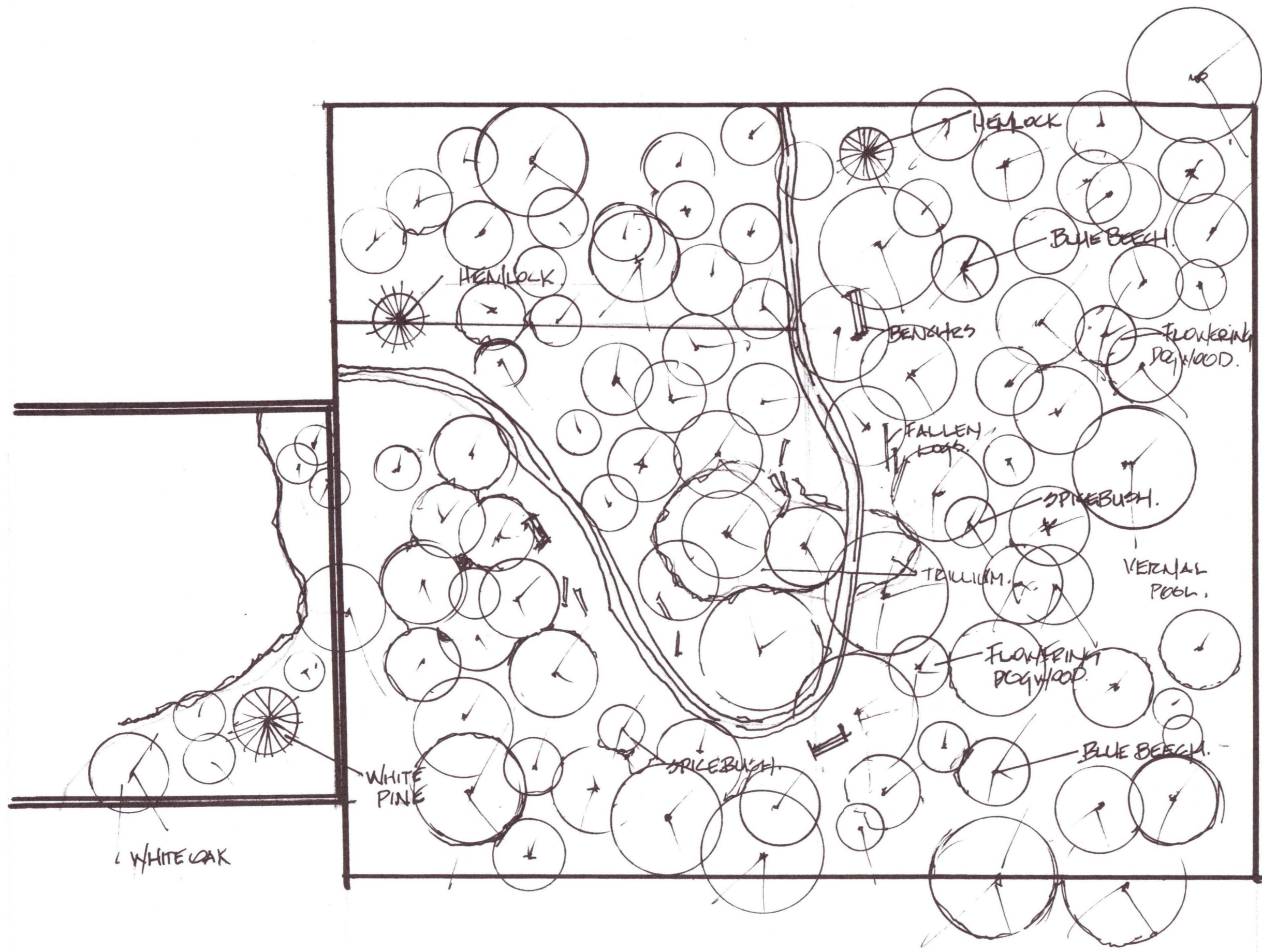


1. WOODLAND.
2. RE FOREST
3. RE-PLANT FOREST EDGE
4. RE-PLANT FOREST INTERIOR
5. FOREST EDGE EXPANSION
6. LANDSCAPE
7. FOREST FLOOR ENHANCEMENT
8. TRAIL, SIGNAGE BENCHES.
9. NO DIGGING RESTRAINT AREA
10. VERNAL POOL CONSTRAINT AREA.
11. NO MOWING AREA
12. VERNAL POOL.



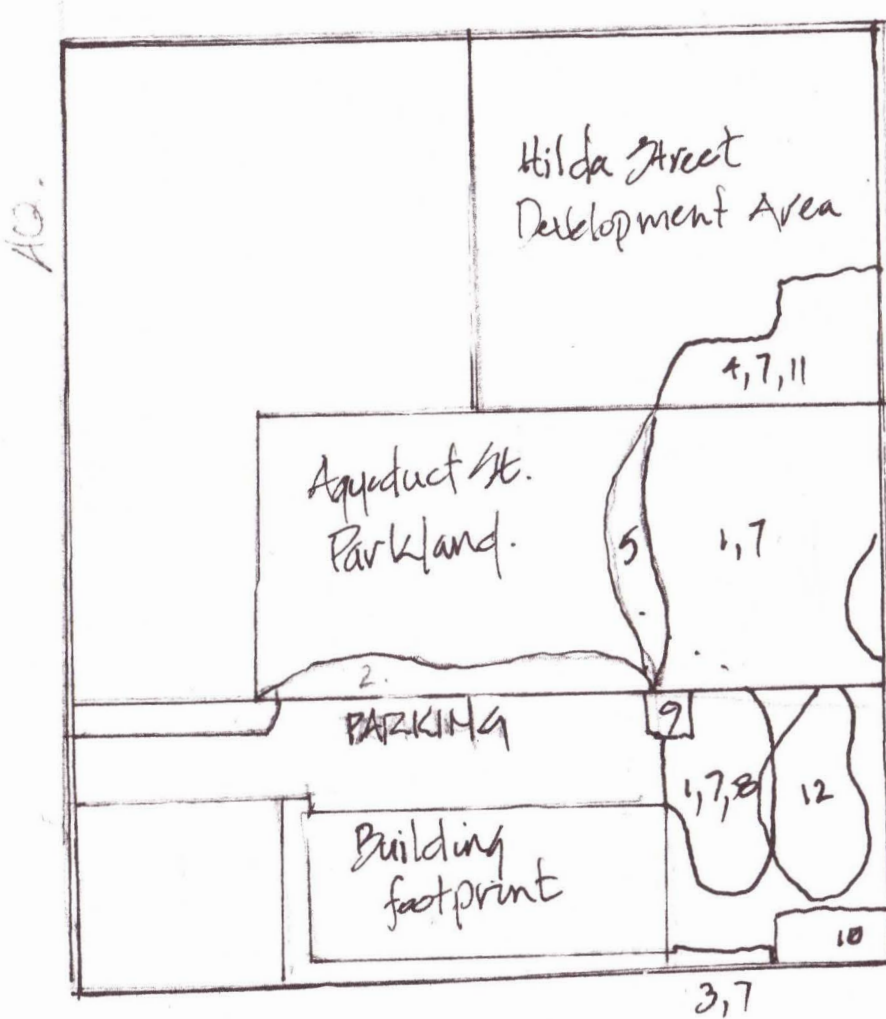
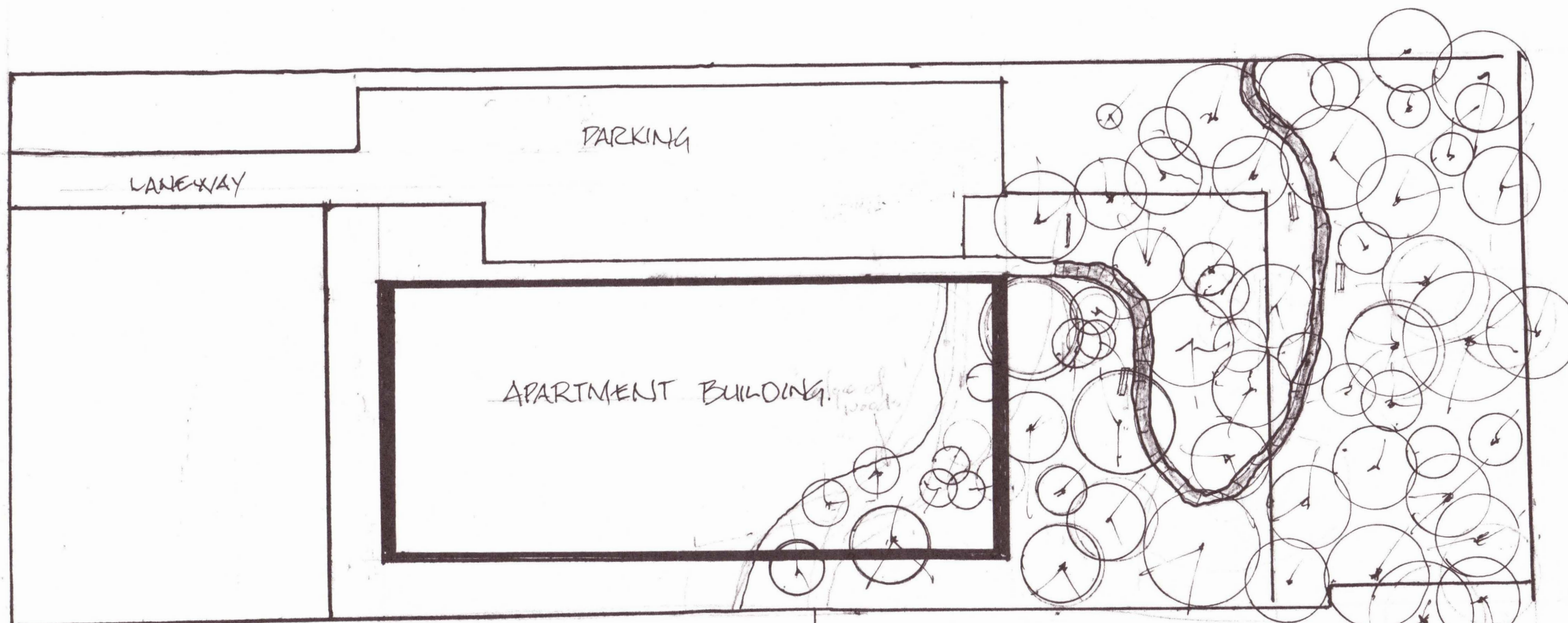
LIST OF WOODLAND FLORA (INTRODUCED).

- SPICEBUSH - *Lindera Benzoin*
 - FLOWERING DOGWOOD - *Cornus florida*
 - EASTERN HEMLOCK - *Tsuga Canadensis*
 - BLUE BEECH - *Carpinus caroliniana*
 - MAYAPPLE - *Pedophyllum sp.*
 - MEADOW RUE - *Thalictrum aquilegifolium*
 - MAIDENHAIR FERN - *Adiantum pedatum*
 - BLUE COHOSH - *Caulophyllum thalictroides*
 - TRILLIUM - *Trillium sp.*
 - KENTUCKY COFFEE TREE - *Gymnocladus dioica* (forest edge) sun.
 - PTILEA TRIFOLIATA - COMMON HOP TREES (full sun)
 - CAULBINE - *AGUILEGA. sp.*
- OTHER TREES: WHITE OAK, PIN OAK, SWAMP WHITE OAK.
- FOREST FLOWER ENHANCEMENT, WILDFLOWER SHOULD BE PLANTED IN GROUPINGS - MORE THAN (5)
- OTHER TREES OF NOTE SHALBARK HICKORY.



WOODLAND FOREST PLAN.

APPROX. SCALE 1" = 6m/20'



1. WOODLAND.
2. RE-Forest
3. RE-PLANT FOREST EDGE
4. RE-PLANT FOREST INTERIOR
5. FOREST EDGE EXPANSION
6. LANDSCAPE
7. FOREST FLOOR ENHANCEMENT
8. TRAIL, SIGNAGE, BENCHES.
9. NO DIGGING RESTRICTED AREA
10. VERNAL POOL CONSTRUCTION AREA.
11. NO MOWING AREA
12. VERNAL POOL.

LIST OF WOODLAND FLORA (INTRODUCED).

- SPICEBUSH - 'Lindera Benzoin'
 - FLOWERBARK CORYMBOS - 'Cornus florida'
 - EASTERN HEMLOCK - 'Tsuga Canadensis'
 - BLUE BEECH - 'Carpinus caroliniana'
 - MAYAPPLE - 'Podophyllum sp.'
 - MEADOW RUE - 'Thalictrum aquilegifolium'
 - MAIDENHAIR FERN - 'Adiantum pedatum'
 - BLUE COHOSH - 'Caulophyllum thalictroides'
 - TRILLIUM - 'Trillium sp.'
 - KENTUCKY COFFEE TREE - 'Gymnocladus dioica' (forest edge) sun.
 - PTELEA TRIFOLIATA - COMMON HOPBLOSS (full sun)
 - COLUMBINE - 'Aquilegia sp.'
- OTHER TREES: WHITE OAK, PIN OAK, SWAMP WHITE OAK.
- FOREST FLOWER ENHANCEMENT, WILDFLOWER SHOULD BE PLANTED IN GROUNDS - MORE THAN (5)
- OTHER TREES OF NOTE SHAGBARK HICKORY.